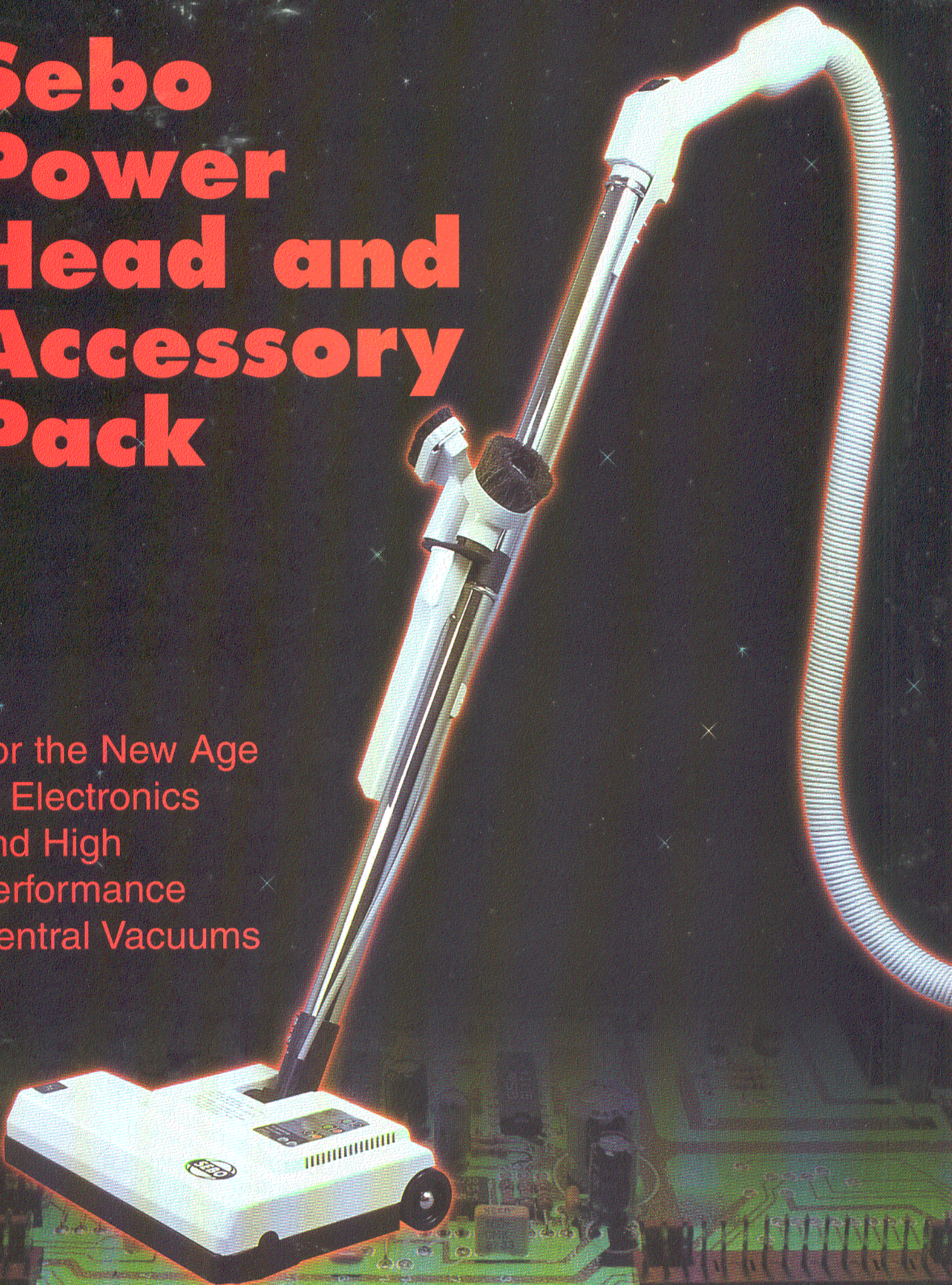
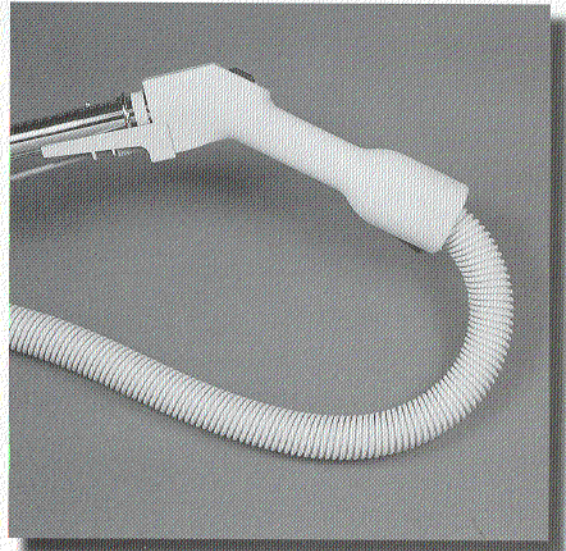


Sebo Power Head and Accessory Pack

For the New Age
of Electronics
and High
Performance
Central Vacuums






The new age of central vacuums demands an electric power head package to meet the challenge of the high performance central vacuum motors. The Sebo package, with its **advanced technology**, surpasses the challenge.

PACKAGE FEATURES:

The Sebo electric power head is engineered to deliver optimum performance with **exceptional cleaning ability**. This high quality precision-made power head can be added to any vacuum to greatly enhance its cleaning performance. Sebo electric power heads are made to withstand heavy use on all types of carpets in **commercial and residential** applications. The following features set this exceptional electric power head above all others:


- The **geared belt-drive** on the power brush maintains direct power to the brush roll without slippage.
- Sebo has designed an **electronic sensor system** to protect this belt drive mechanism and the motor by having the power brush turn off should the brush roll become jammed. Operation is restored by simply clearing the brush roll. This sensor also detects the need for a brush strip replacement.
- The **brush strip** is easily removed and replaced at minimal cost.
- Heavy-duty **motor** has a large armature for more power and longer life.
- Balanced **brush roll** produces a smoother operation.
- 14" cleaning base is designed for incredible **edge cleaning**.
- L-shaped design provides easy manoeuvring around furniture.
- On/Off micro switch is located on the power head neck.
- Sebo seals the dirt away from the motor and the belt drive assembly, prolonging their life.



Customers will enjoy the convenience of **finger-tip control** of vacuum and power head operations on the **swivel handle** of the lightweight, crushproof power hose. An added design feature is **cord management** on the wands from the power head to the hose for quick and easy accessory tool changes. The hoses are available in 30' and 35' lengths.

Accessories include a combination carpet/floor tool with its extra set of wands, dusting brush, crevice tool, heavy-duty hose hanger and a handy tool caddy which clips to the wands for easy tool access.

With all these features, **NOW** is the time for you to experience this exceptional package.



Distributor

FLOOR CARE EQUIPMENT LTD.
#14, 3740 - 27 ST. N.E.
CALGARY, AB T1Y 5E2
(403) 250-5005